



# VIDOH 2020 COVID-19 Response Report date: July 15, 2020



UNITED STATES VIRGIN ISLANDS  
Department of Health

## Contact Numbers: Hotline

Informational Hotline (non-medical 8am-8pm)  
Hosted by VITEMA: 340-715-6843

Potential PUJs only 8am-10pm  
STX: (340) 712-6299  
STT/STJ: (340) 776-1519

## Testing Summary

	15-Jul	14-Jul	Change since 14-Jul	
Total tested	5453	5079	▲ 374	
Tested positive	249	243	▲ 6	Positive
Tested negative	5036	4637	▲ 399	Negative
Pending tests	168	199	▼ -31	Pending

Donut chart showing test results: n=168 (Positive), n=249 (Negative), n=5036 (Pending)

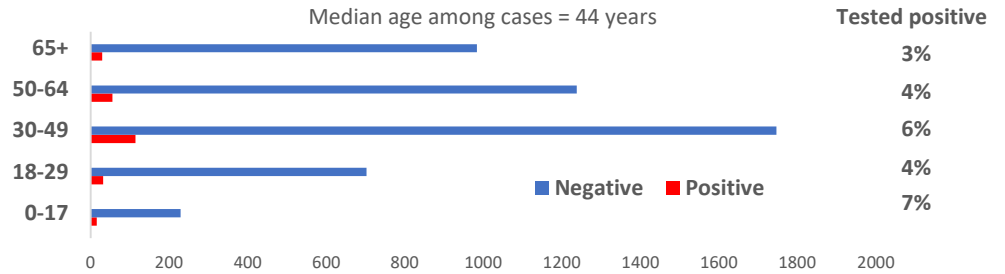
## Calls volume to the hotline

15-Jul	14-Jul	Change since 14-Jul
170	246	▼ -76

## Calls completed from March 5-Jul 15, 2020

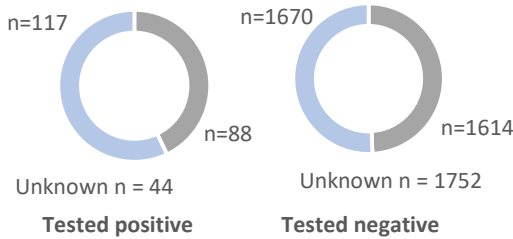
5167 total calls  
39 average per day

## Test result by age group

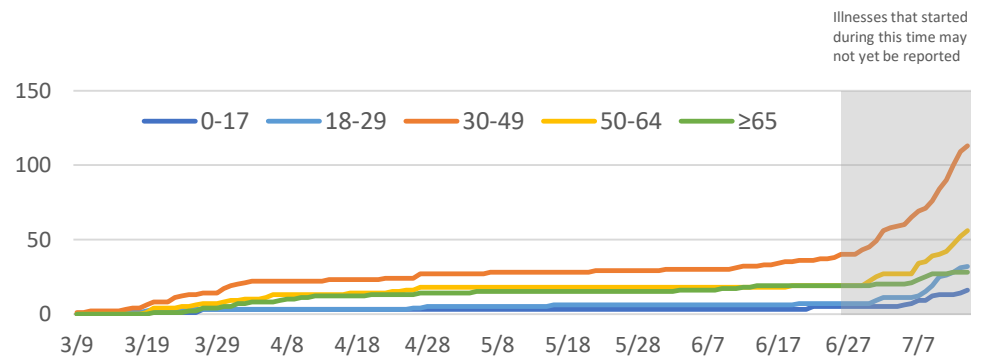


## Test result among males and females

Males Females



## Positive test result by age group over time



## Current status of USVI positive cases

	15-Jul	14-Jul	Change
Active	123	125	▼ -2
Recovered	120	112	▲ 8
Fatality	6	6	◆ 0

## USVI risk factors for transmission

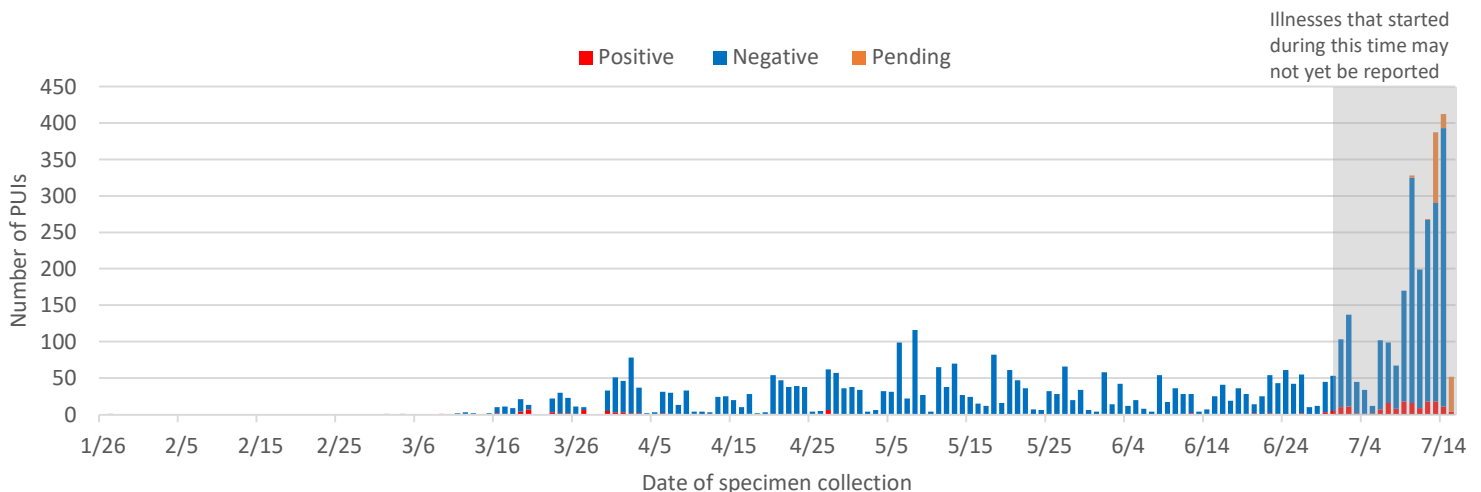
Risk Factor	Count
Community transmission	46
Close contact	85
Travel	51
Under investigation	67

## Clinical symptoms of positives

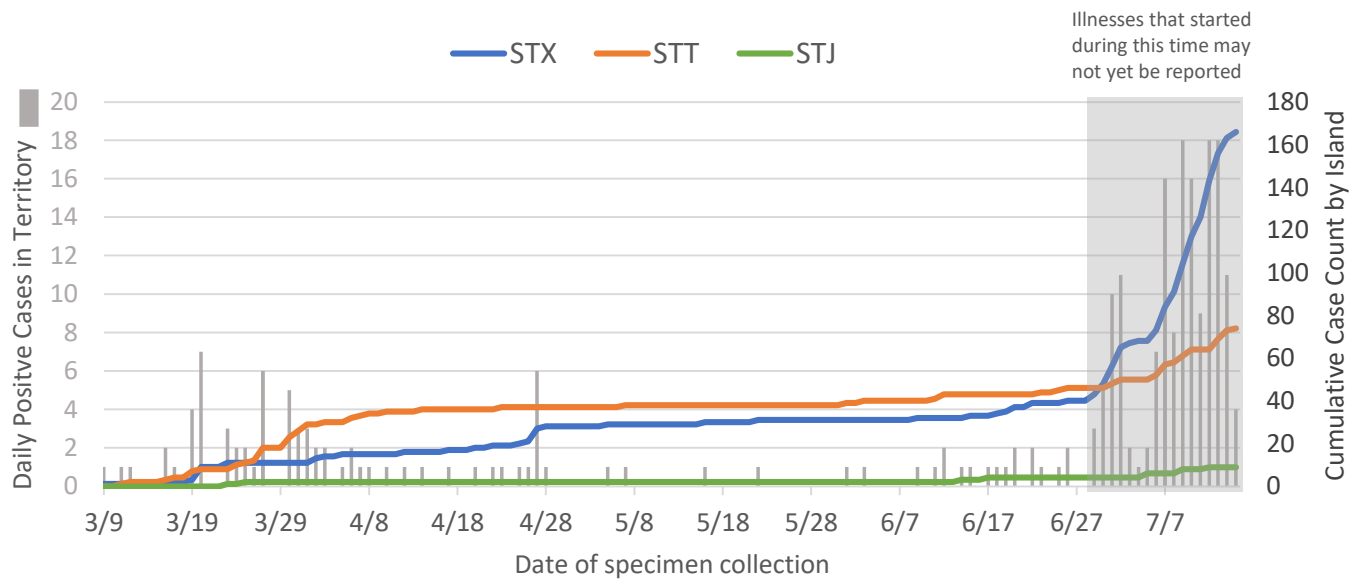
Symptom	n	%
Cough	93	37%
Fever*	79	32%
Shortness of breath	38	15%
Asymptomatic	26	10%

\*Subjective fever or measured temp  $\geq 100.4^{\circ}\text{F}$

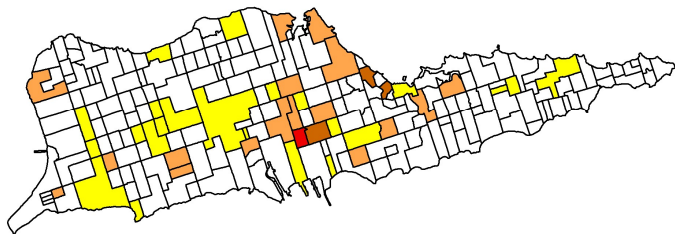
## Sample collection dates of persons under investigation for COVID-19 in the U.S. Virgin Islands



## Confirmed COVID-19 cases in the U.S. Virgin Islands, N=249



COVID-19 Confirmed Cases  
St. Croix, U.S. Virgin Islands



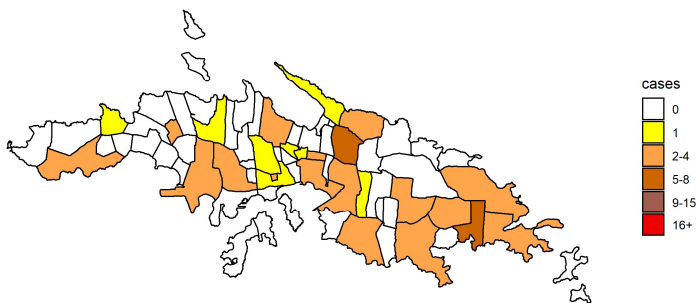
Data as of July 15, 2020

St. Croix			
	15-Jul	14-Jul	Change
Positive	166	164	▲ 2
Negative	3266	2907	▲ 359
Pending	36	81	▼ -45

STX positive status	
Active	90
Recovered	72
Fatality	4

STX risk factors	15-Jul	14-Jul	Change
Community	19	17	▲ 2
Close contact	57	52	▲ 5
Travel	31	28	▲ 3
Under investigation	59	0	▼ -8

COVID-19 Confirmed Cases  
St. Thomas, U.S. Virgin Islands



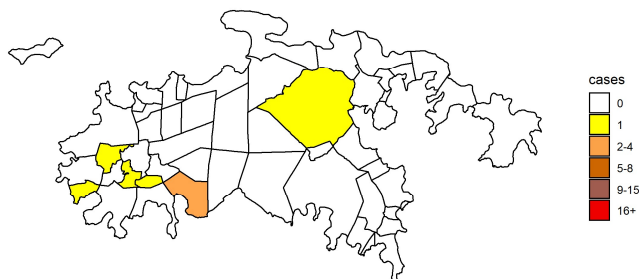
Data as of July 15, 2020

St. Thomas & Water Island			
	15-Jul	14-Jul	Change
Positive	74	70	▲ 4
Negative	1622	1584	▲ 38
Pending	130	117	▲ 13

STT positive status	
Active	28
Recovered	44
Fatality	2

STT risk factors	15-Jul	14-Jul	Change
Community	24	22	▲ 2
Close contact	28	23	▲ 5
Travel	15	15	◀ 0
Under investigation	7	10	▼ -3

COVID-19 Confirmed Cases  
St. John, U.S. Virgin Islands



Data as of July 15, 2020

St. John			
	15-Jul	14-Jul	Change
Positive	9	9	◀ 0
Negative	148	146	▲ 2
Pending	2	1	▲ 1

STJ positive status	
Active	5
Recovered	4
Fatality	0

STJ risk factors	15-Jul	14-Jul	Change
Community	3	3	◀ 0
Close contact	0	0	◀ 0
Travel	5	5	◀ 0
Under investigation	1	1	◀ 0

\*ALL DATA ARE PROVISIONAL\*