



# VIDOH 2020 COVID-19 Response Report date: July 19, 2020



UNITED STATES VIRGIN ISLANDS  
Department of Health

## Contact Numbers: Hotline

Informational Hotline (non-medical 8am-8pm)

Hosted by VITEMA: 340-715-6843

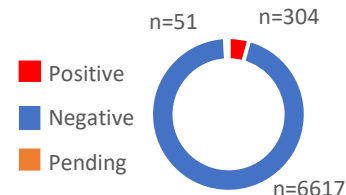
Potential PUIs only 8am-10pm

STX: (340) 712-6299

STT/STJ: (340) 776-1519

## Testing Summary

	19-Jul	18-Jul	Change since 18-Jul
Total tested	6972	6938	▲ 34
Tested positive	304	297	▲ 7
Tested negative	6617	6587	▲ 30
Pending tests	51	54	▼ -3



## Calls volume to the hotline

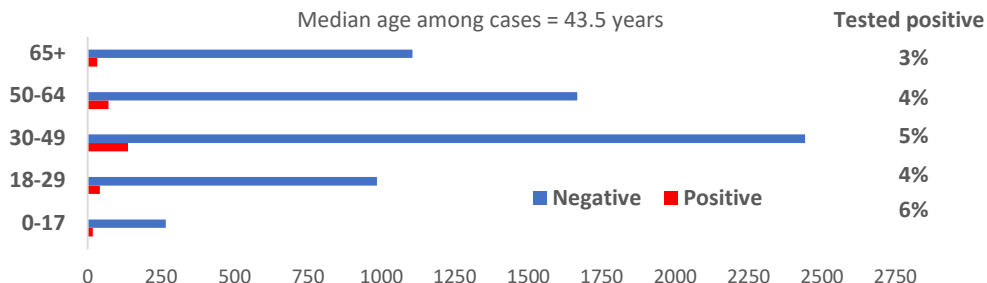
19-Jul	18-Jul	Change since 18-Jul
50	103	▼ -53

Calls completed from March 5-Jul 19, 2020

5700 total calls

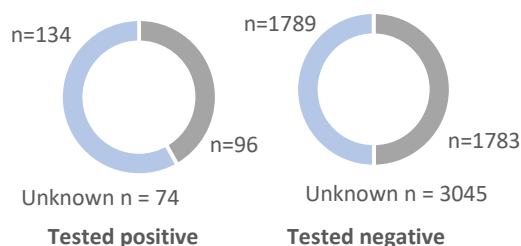
42 average per day

## Test result by age group

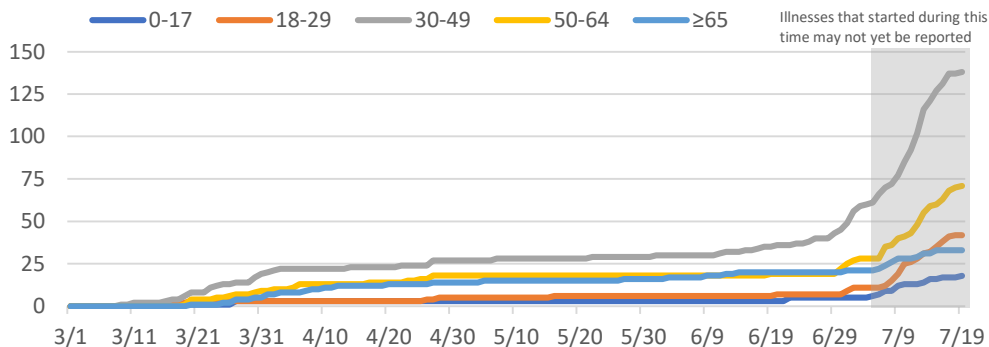


## Test result among males and females

Legend: Males (light blue), Females (grey)



## Positive test result by age group over time



## Current status of USVI positive cases

	19-Jul	18-Jul	Change
Active	163	156	▲ 7
Recovered	135	135	▲ 0
Fatality	6	6	▲ 0

## USVI risk factors for transmission

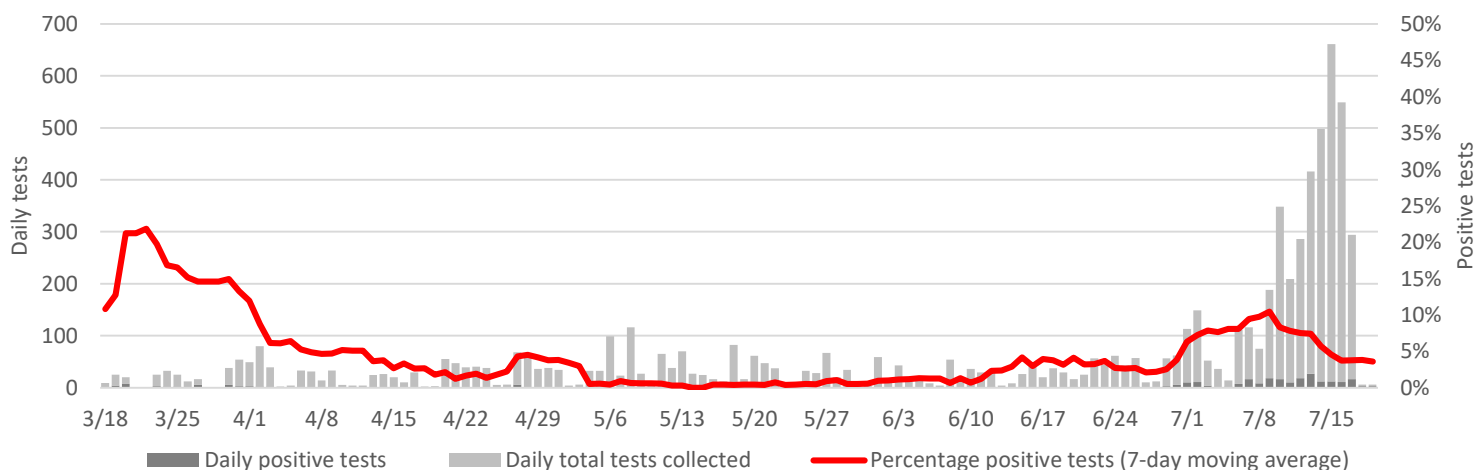
Risk Factor	Count
Community transmission	54
Close contact	103
Travel	54
Under investigation	93

## Clinical symptoms of positives

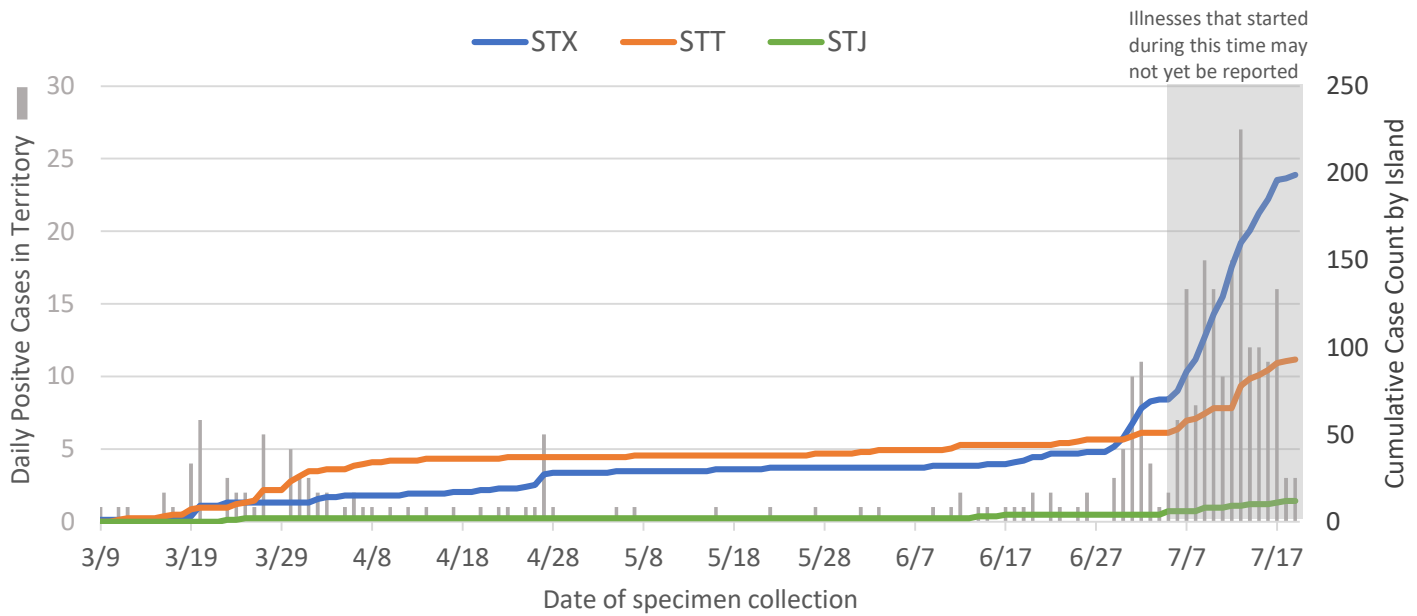
Symptom	n	%
Cough	96	32%
Fever*	84	28%
Shortness of breath	42	14%
Asymptomatic	37	12%

\*Subjective fever or measured temp  $\geq 100.4^{\circ}\text{F}$

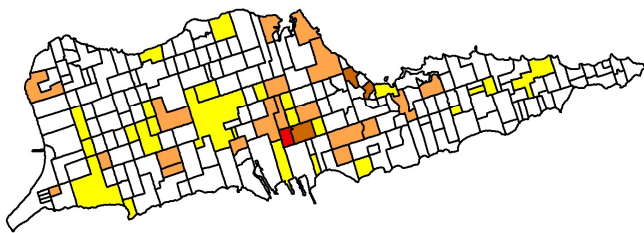
## Rate of Positive Tests in the U.S. Virgin Islands Over Time



## Confirmed COVID-19 cases in the U.S. Virgin Islands, N=304



### COVID-19 Confirmed Cases St. Croix, U.S. Virgin Islands



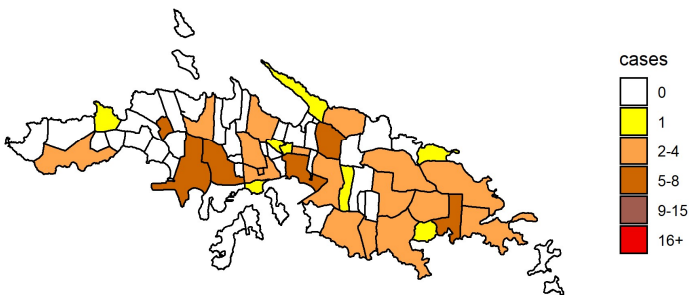
Data as of July 19, 2020

St. Croix			
	19-Jul	18-Jul	Change
Positive	199	195	▲ 4
Negative	4588	4590	▼ -2
Pending	0	4	▼ -4

STX positive status	
Active	112
Recovered	83
Fatality	4

STX risk factors	19-Jul	18-Jul	Change
Community	22	21	▲ 1
Close contact	68	67	▲ 1
Travel	32	31	▲ 1
Under investigation	77	0	▲ 1

### COVID-19 Confirmed Cases St. Thomas, U.S. Virgin Islands



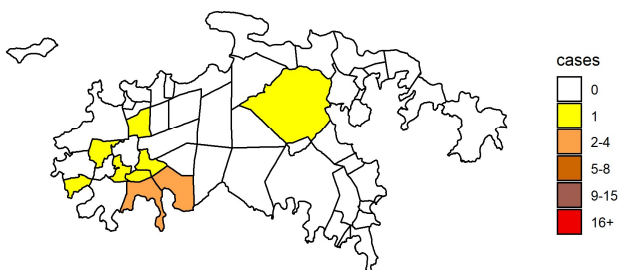
Data as of July 19, 2020

St. Thomas & Water Island			
	19-Jul	18-Jul	Change
Positive	93	90	▲ 3
Negative	1848	1845	▲ 3
Pending	48	48	◀▶ 0

STT positive status	
Active	44
Recovered	47
Fatality	2

STT risk factors	19-Jul	18-Jul	Change
Community	27	27	◀▶ 0
Close contact	35	34	▲ 1
Travel	17	17	◀▶ 0
Under investigation	14	12	▲ 2

### COVID-19 Confirmed Cases St. John, U.S. Virgin Islands



Data as of July 19, 2020

St. John			
	19-Jul	18-Jul	Change
Positive	12	12	◀▶ 0
Negative	181	152	▲ 29
Pending	3	2	▲ 1

STJ positive status	
Active	7
Recovered	5
Fatality	0

STJ risk factors	19-Jul	18-Jul	Change
Community	5	5	◀▶ 0
Close contact	0	0	◀▶ 0
Travel	5	5	◀▶ 0
Under investigation	2	2	◀▶ 0

\*ALL DATA ARE PROVISIONAL\*